

WEST VIRGINIA HIGHER EDUCATION

ALMANAC

2023

WV HIGHER EDUCATION POLICY COMMISSION
WV COUNCIL FOR COMMUNITY AND TECHNICAL COLLEGE EDUCATION

2023



WEST VIRGINIA NORTHERN COMMUNITY COLLEGE

TOP 5 CERTIFICATES AND DEGREES AWARDED



1 Health Sciences



2 Liberal Arts and Sciences



3 Education



4 Information Technology



5 Culinary Arts

FOUNDED IN 1972

PRESIDENT
DR. DANIEL MOSSER

LOCATED IN
WHEELING, WV

STUDENT TO FACULTY RATIO
10:1

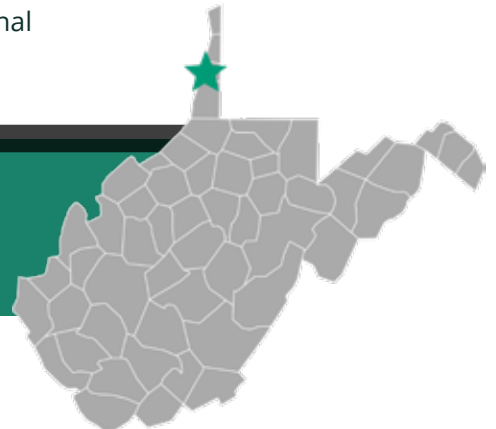
DEGREE LEVELS OFFERED
Certificate, Associate

CARNEGIE CLASSIFICATION
Associate's Colleges: High Career
& Technical-High Nontraditional



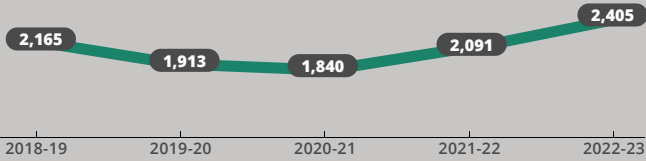
SCAN ME

LEARN MORE ABOUT WV NORTHERN COMMUNITY COLLEGE AT:
www.wvncc.edu



2,405

ANNUAL HEADCOUNT ENROLLMENT



846

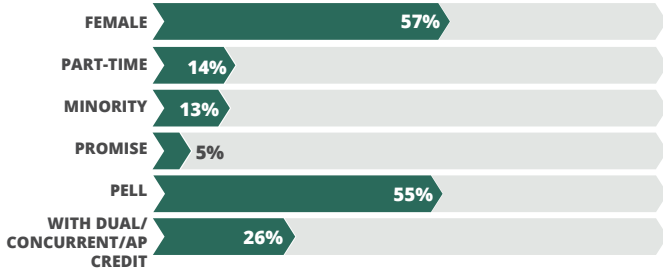
(▲3%) ANNUAL FTE ENROLLMENT

FALL FRESHMAN CLASS PROFILE

262

(▲18%)
Fall Freshmen Headcount

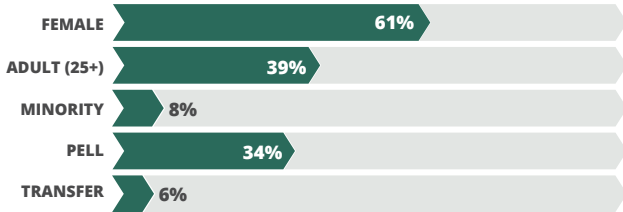
3.19 Average HS GPA **11** Counties Represented



STUDENT PROFILE

2,405

Annual Headcount Enrollment



STUDENT SUCCESS

54% (▲4 ppt) Fall-to-Fall Retention **74%** (▲<1ppt) Fall-to-Spring Retention **24%** (▼3 ppt) Freshman Completing 15 Hours in First Semester

6% (▲2 ppt) Transferred to Bachelor's Programs

ASSOCIATE GRADUATION RATES (WITHIN 2 YRS | 3 YRS)

FALL 2020 FIRST-TIME FRESHMAN COHORT



21%

Within 2 Years

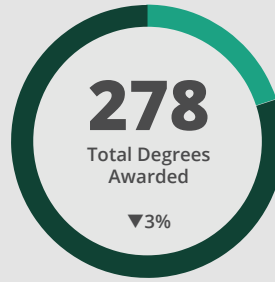
32%

Within 3 Years

6% | 18% Minority **13% | 24%** Pell Recipients **38% | 50%** Non-Traditional (25+)

▼▲ = 1YR Change Refer to page 47 for data definitions

COMPLETION DEGREES AWARDED



61 (▼2%) Certificate **217** (▼3%) Associate

SHORT-TERM TRAINING
967 Completions

TOP 3 SHORT-TERM TRAINING FIELDS

- Casino Operations and Services
- Protective Services
- Health Services

GRADUATING CLASS PROFILE

Associate Degree Earners

70% Female
8% Minority
62% Pell Recipients

3.21 Average College GPA
6.5 Average Years to Degree
81 Average Credit Hours Earned

GRADUATE INDEBTEDNESS

42.4% with Student Loan Debt
\$12,750 Average Loan Debt

WORKFORCE OUTCOMES

2018 GRADUATES



66% % Working in WV 2 Years After Graduation
64% % Working in WV 4 Years After Graduation

COST OF ATTENDANCE

AVERAGE TUITION & FEE RATES
\$4,034 In-State (▲2%)
\$12,002 Out-of-State (▲3%)

FINANCIAL AID

RECIPIENTS | AWARDS



65% Financial Aid Participation Rate

26 | \$80,440 Promise
106 | \$364,559 WV Invests Grant
283 | \$672,159 HEGP
590 | \$2,401,562 Pell
149 | \$544,298 Federal Loans
6.9% 3-Year Default Rate

INSTITUTIONAL FINANCE

\$15.2M (▼16%) Total Revenue
7% from Tuition and Fees
50% from State Appropriation
\$10,054 Appropriation per In-State FTE
\$16.0M (▼2%) Total Expenditures
44% on Instruction