

*The Annual Graduating Student Survey is administered and analyzed by the Institutional Research Dept.*

Annually, WV Northern Community College asks our graduates to take part in a survey at the time of graduation. The survey is open from February through June. The survey is conducted and analyzed by the Institutional Research department. Additionally, the IR department holds a drawing that pays for 2 cap and gown packages for students who fill out the survey by late April.

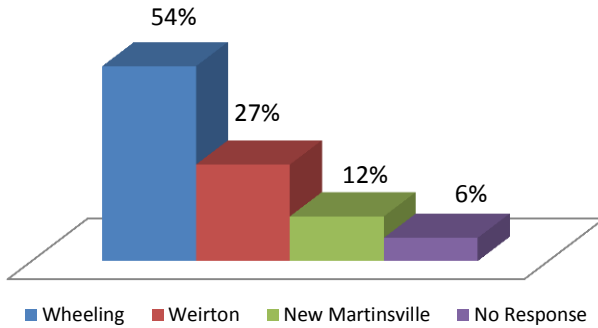
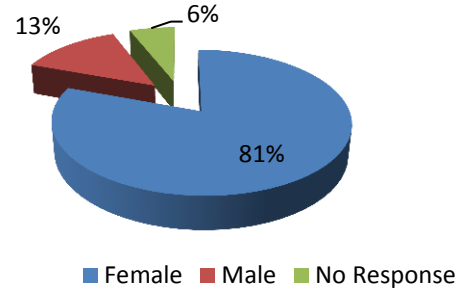
Graduates are given an email invitation, plus a personalized message on their My WVNCC Student Portal upon log-in. Participation in the Graduating Student Survey is also promoted by the use of posters, postcards and by Institutional Research staff at various student functions.

For the 2013-2014 year, **51%** of all graduating students accepted our invitation and completed our survey.



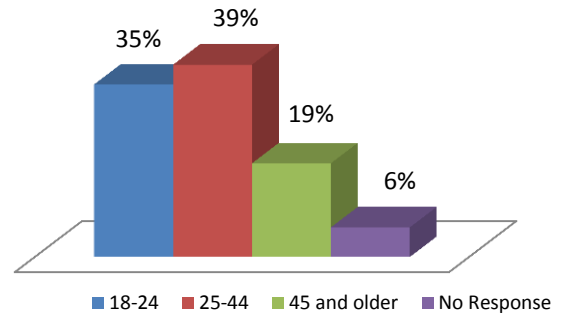
Shelley Turbanic greets the winners, from left, Brittany Batton and Natasha Kowalczyk.

Of the 51% of respondents, we received a higher response rate from the female graduates. **81%** of **female** graduates responded, **13%** of **male** graduates responded, while **6%** of respondents **chose not to disclose** their gender.



The **Wheeling** campus had the highest response rate with **54%** of graduates responding, while Weirton came in second with 27%. New Martinsville followed with 12% and 6% of respondents chose not to disclose their campus.

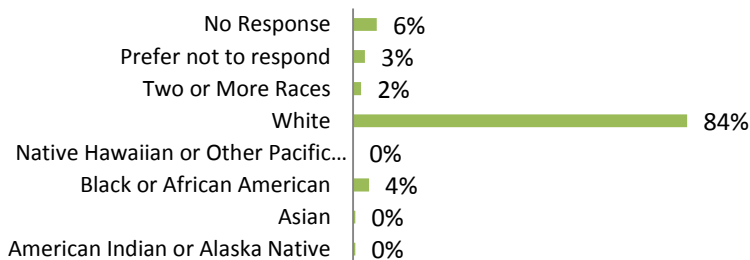
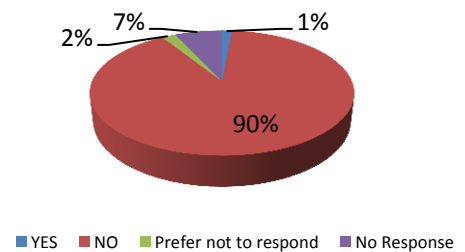
The majority (39%) of respondents were between the ages of **25 and 44**, followed by 35% between the ages of 18 and 24.



Our lowest response rate was from the 45 and above age group which was 19% while 6% chose not to disclose their age at all.

### ETHNICITY/RACE

The majority of respondents reported an ethnicity of Non-Hispanic (90%).



The majority of respondents reported White as their race, while 4% reported Black or African American and 6% chose not to disclose.

Graduates were asked to choose the reasons they chose to attend WV Northern Community College. Respondents were encouraged to choose as many as possible.

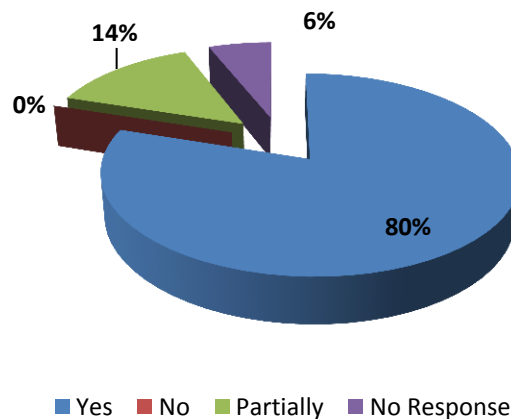
Prepare for a new job	104	52%
Improve existing job skills	24	12%
Earn an Associate degree	121	60%
Transfer to a four-year college/university	45	22%
Personal interest	16	8%

*Totals will not equal total respondents due to multiple responses to each choice*

Other responses included the following:

Certificate program	Better life for children
Gain skills	Finish prior degree
Freshen current skills	

Graduates were then asked if they accomplished their goals while attending WV Northern Community College. **80%** of respondents stated that **yes**, they did achieve their goals and **14%** answered **partially**. There were no respondents who felt they did not at least partially accomplish their goals and 6% declined to answer.



### Level of Satisfaction with Institutional Services

	All Faculty	Program Faculty	Admission Process	Orientation	Registration	Academic Advising
Excellent *	57%	62%	54%	47%	51%	47%
Good *	39%	32%	40%	44%	41%	37%
Fair *	4%	4%	4%	7%	5%	13%
Poor *	0%	2%	2%	2%	3%	3%
	100%	100%	100%	100%	100%	100%
No Response **	18%	18%	18%	20%	18%	19%

\* Percentage of question respondents ONLY

\*\* Percentage of ALL respondents

## Level of Satisfaction with Institutional Services (cont.)

	Financial Aid	Student Support	Computer Labs	Tutoring Services	Parking	Other
Excellent *	51%	45%	52%	50%	22%	51%
Good *	36%	45%	41%	41%	44%	41%
Fair *	11%	9%	5%	7%	22%	3%
Poor *	2%	1%	2%	2%	12%	5%
	100%	100%	100%	100%	100%	100%
No Response **	18%	20%	18%	21%	19%	82%

\* Percentage of question respondents ONLY

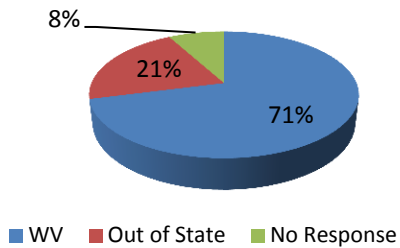
\*\* Percentage of ALL respondents

Services listed within the Other category include: Student Activities, Counselors, Disability Services, Grounds and Maintenance, VA Representative, and the Book Store

## Degrees Distribution in the 2013-2014 Academic Year by Academic Program

Program (Major)	Degrees	Program (Major)	Degrees
Associate in Art	13	Hospitality	1
Associate in Science	9	Hum Ser Early Child Care Ed	12
Board of Governors	21	Human Services	6
Bus Career St Accounting	1	Ind Maintenance Tech	5
Bus Career St Small Bus Mgt	4	Major Appliance Repair	2
Bus Career Std Legal Office Op	2	Mechatronics	6
Bus Studies Exec Admin Asst	2	Med Assisting Adm Med Asst	23
Business Adminis Transfer	3	Medical Billing/Coding Spec	19
Business Administration 2+2 WL	4	Mental Hlth/Human Services FUS	1
Business Studies Accounting	9	Nursing	44
Business Studies Bus Admin	12	Occ Devel: Child Dev Spec	1
CIT A+ Computer Repair	2	Paralegal Studies	6
CIT Cisco Networking	5	Paralegal Studies	11
CIT Microsoft Applications	4	Patient Care Technician	9
CIT Mircsft App/Spprt Desk	4	Power Plant Technology	2
CIT Networking: Microsoft	1	Pre-Psych/Social Work WLU 2+2	5
CIT System Dev Programming	1	Pre-Psychology 2+2 WJU	1
CIT Systems Development AAS	2	Pre-Scndry Teacher Ed Eng WLU	1
CIT-Prog System Web Design	1	Pre-Teach Ed Social St WLU 2+	1
Clinical Medical Assistant	17	Psychology Concentration	11
Criminal Justice	8	Rad Tech (Degr Completion)	2
Criminal Justice 2+2	2	Radiography	20
Culinary Arts	13	RefrigerationAC/Heating	3
Culinary Arts	1	Respiratory Care	15
Elem Education 2+ 2 WLU	10	Social Work FUS	2
English Concentration	2	Surgical Technology	18
HS:SL Interpret Training Progr	3	Tech Std:Child & Family Sp AAS	1
Health Care Allied Health	3		
Health Information Tech	4		
History Concentration	2		

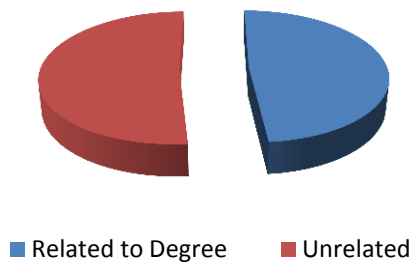
Degree Distribution: Students are duplicated due to multiple degrees awarded.



Graduates were asked if they were planning to seek employment within WV or Out of State. 71% stated they would be seeking employment in-state.

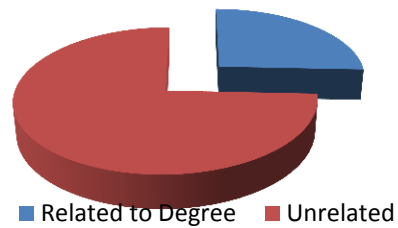
**Current Employment Status of Graduates at the time of graduation:**

Graduates were asked what their employment status was at the time of graduation. 56% of respondents reported being employed on either a Full-Time or Part-Time status.



Of the respondents who reported Full-Time employment, 49% indicated this employment was related to their degree

Of the respondents who reported Part-Time employment, 26% indicated this employment was related to their degree.



**Top 5 WVNCC Graduate Employers \***

Walmart Weirton Medical Center Cabelas	Wheeling Hospital WVNCC
--	----------------------------

**75%** of respondents indicated that if given the chance **they would choose to attend WVNCC again.**

## Survey Response Rates by Program/Major

Program/Major	Response %	Program/Major	Response %
Associate in Art	69%	Health Information Tech	50%
Associate in Science	56%	History Concentration	0%
Board of Governors	33%	Hospitality	100%
Bus Career St Accounting	100%	Hum Ser Early Child Care Ed	42%
Bus Career St Small Bus Mgt	50%	Human Services	83%
Bus Career Std Legal Office Op	50%	Ind Maintenance Tech	0%
Bus Studies Exec Admin Asst	50%	Major Appliance Repair	0%
Business Adminis Transfer	0%	Mechatronics	0%
Business Administration 2+2 WLU	100%	Med Assisting Adm Med Asst	52%
Business Studies Accounting	56%	Medical Billing/Coding Spec	42%
Business Studies Bus Admin	50%	Mental Hlth/Human Services FUS	0%
CIT A+ Computer Repair	0%	Nursing	52%
CIT Cisco Networking	40%	Occ Devel: Child Dev Spec	0%
CIT Microsoft Applications	25%	Paralegal Studies	50%
CIT Mircsft App/Spprt Desk	75%	Paralegal Studies	27%
CIT Networking: Microsoft	0%	Patient Care Technician	22%
CIT System Dev Programming	0%	Power Plant Technology	50%
CIT Systems Development AAS	0%	Pre-Psych/Social Work WLU 2+2	60%
CIT-Prog System Web Design	0%	Pre-Psychology 2+2 WJU	100%
Clinical Medical Assistant	12%	Pre-Scndry Teacher Ed Eng WLU	100%
Criminal Justice	50%	Pre-Teach Ed Social St WLU 2+	0%
Criminal Justice 2+2	50%	Psychology Concentration	0%
Culinary Arts	38%	Rad Tech (Degr Completion)	0%
Culinary Arts	0%	Radiography	40%
Elem Education 2+ 2 WLU	40%	RefrigerationAC/Heating	33%
English Concentration	0%	Respiratory Care	73%
HS:SL Interpret Training Progr	67%	Social Work FUS	100%
Health Care Allied Health	0%	Surgical Technology	22%
		Tech Std:Child & Family Sp AAS	0%

## 2013-2014 Graduating Student Comments

**"I hope to return to WVNCC in the future for continuing education."**

"I have enjoyed my experience at this community college. I feel they have helped me become more prepared to get back into the work field."

**"I have really began to feel a part of a family here at WVNCC"**

**" I am extremely pleased with my experience at WVNCC."**

"The school has hired professional teachers that makes their main goal is to educate the students, so the will be ready for the work force."