



WEST VIRGINIA HIGHER EDUCATION

ALMANAC

2021

WV HIGHER EDUCATION POLICY COMMISSION
WV COUNCIL FOR COMMUNITY AND TECHNICAL COLLEGE EDUCATION



2021



WEST VIRGINIA NORTHERN COMMUNITY COLLEGE

TOP 5 CERTIFICATES AND DEGREES AWARDED



1 Health Sciences



2 Liberal Arts and Sciences



3 Engineering Technologies



4 Information Technology



5 Business

FOUNDED IN 1972

PRESIDENT
DR. DANIEL MOSSER

LOCATED IN
WHEELING, WV

STUDENT TO FACULTY RATIO
11:1

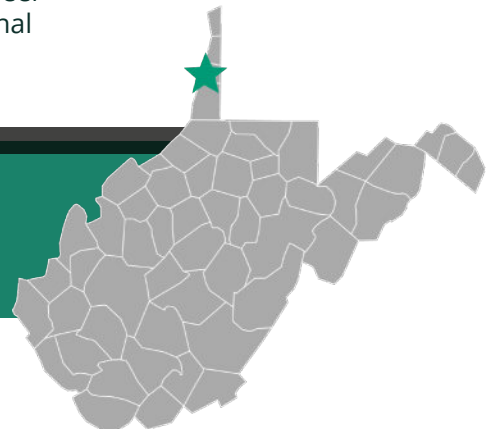
DEGREE LEVELS OFFERED
Certificate, Associate

CARNEGIE CLASSIFICATION
Associate's Colleges: High Career
& Technical-High Nontraditional



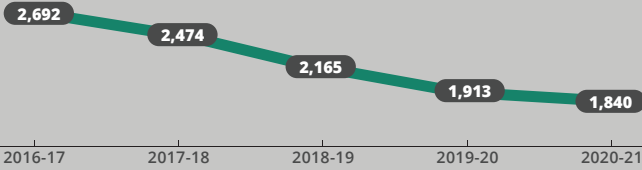
SCAN ME

LEARN MORE ABOUT WV NORTHERN COMMUNITY COLLEGE AT:
www.wvncc.edu



1,840

ANNUAL HEADCOUNT ENROLLMENT



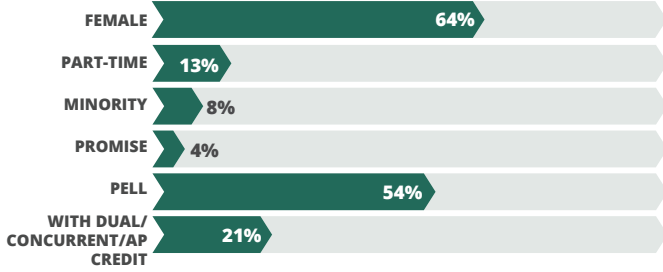
887 (▼10%) ANNUAL FTE ENROLLMENT

FALL FRESHMAN CLASS PROFILE

271 (▼5%)

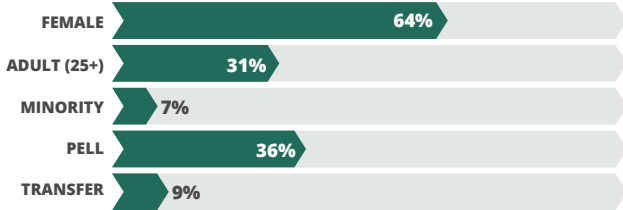
Fall Freshmen Headcount

3.29 Average HS GPA **8** Counties Represented



STUDENT PROFILE 1,840

Annual Headcount Enrollment



STUDENT SUCCESS

48% (▲3 ppt) Fall-to-Fall Retention
72% (▼4 ppt) Fall-to-Spring Retention
22% (▼5 ppt) Freshman Completing 15 Hours in First Semester
2% (▼2 ppt) Transferred to Bachelor's Programs

ASSOCIATE GRADUATION RATES (WITHIN 2YRS | 3YRS)

FALL 2018 FIRST-TIME FRESHMAN COHORT



12%

Within 2 Years

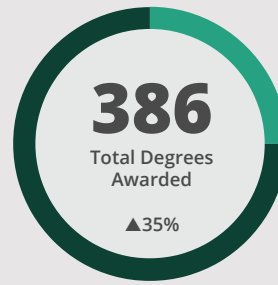
27%

Within 3 Years

0% | 13% Minority
8% | 22% Pell Recipients
8% | 25% Non-Traditional (25+)

▼▲ = 1YR Change Refer to page 47 for data definitions

COMPLETION DEGREES AWARDED



90 (▼2%) Certificate
296 (▲53%) Associate

SHORT-TERM TRAINING
498 Training Hours

TOP 3 SHORT-TERM TRAINING FIELDS

- ◆ Casino Operations and Services
- ◆ Welding/Precision Production
- ◆ Mechanic and Repair Technologies

GRADUATING CLASS PROFILE

Associate Degree Earners

67% Female
8% Minority
68% Pell Recipients

3.15 Average College GPA

6.1 Average Years to Degree

84 Average Credit Hours Earned

GRADUATE INDEBTEDNESS

51.6% with Student Loan Debt

\$14,360 Average Loan Debt

WORKFORCE OUTCOMES

2016 GRADUATES



69%
% Working in WV
2-Years After Graduation

63%
% Working in WV
4-Years After Graduation

COST OF ATTENDANCE

AVERAGE TUITION & FEE RATES

\$3,868 In-State (▲2%)
\$11,452 Out-of-State (▲2%)

FINANCIAL AID

RECIPIENTS | AWARDS



48%
Financial Aid
Participation Rate

21 | \$65,756
PROMISE

114 | \$336,485
WV Invests Grant

231 | \$478,536
HEGP

638 | \$2,283,396
Pell

269 | \$1,098,686
Federal Loans

17.8% 3-Year Default Rate

INSTITUTIONAL FINANCE

\$15.9M (▲8%)
Total Revenue

10% from Tuition and Fees

47% from State Appropriation

\$9,493
Appropriation per In-State FTE

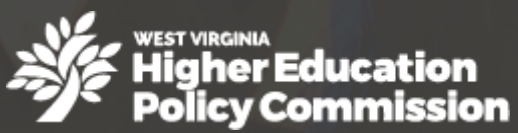
\$14.9M (▼5%)
Total Expenditures

41% on Instruction

West Virginia Higher Education Policy Commission
1018 Kanawha Boulevard East, Suite 700
Charleston, WV 25301



Image courtesy of West Virginia Northern Community College



1018 Kanawha Boulevard, East | Charleston, WV 25301