



WEST VIRGINIA HIGHER EDUCATION

ALMANAC

2020

WV HIGHER EDUCATION POLICY COMMISSION
WV COUNCIL FOR COMMUNITY AND TECHNICAL COLLEGE EDUCATION

2020

WEST VIRGINIA NORTHERN COMMUNITY COLLEGE

TOP 5 CERTIFICATES AND DEGREES AWARDED



1 Health Sciences



2 Liberal Arts and Sciences



3 Information Technology



4 Engineering Technologies



5 Technical Studies

FOUNDED IN 1972

PRESIDENT
DR. DANIEL MOSSER

LOCATED IN
WHEELING, WV

STUDENT TO FACULTY RATIO
12:1

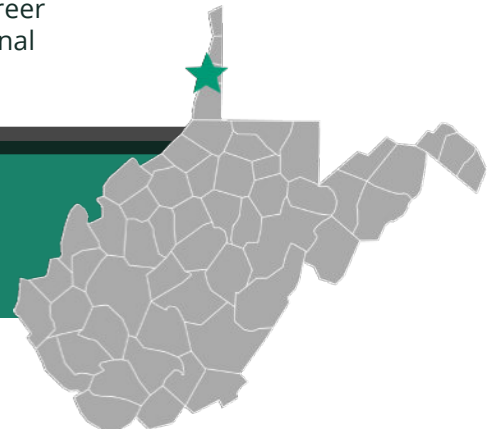
DEGREE LEVELS OFFERED
Certificate, Associate

CARNEGIE CLASSIFICATION
Associate's Colleges: High Career
& Technical-High Nontraditional



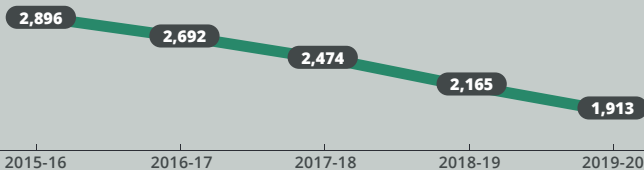
SCAN ME

LEARN MORE ABOUT WV NORTHERN COMMUNITY COLLEGE AT:
www.wvncc.edu



1,913 (▼12%)
ANNUAL HEADCOUNT ENROLLMENT

70% Part-Time **20%** Dual Enrollment

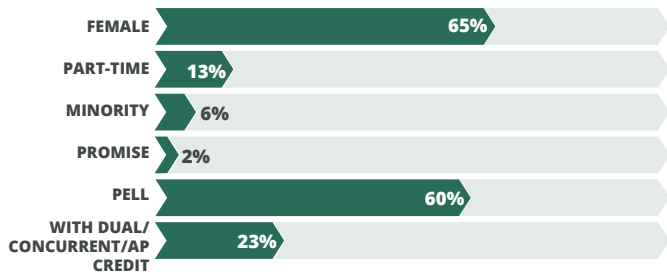


985 (▼6%) ANNUAL FTE ENROLLMENT

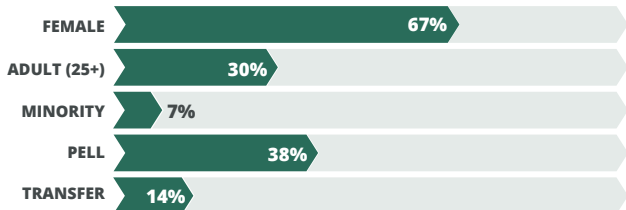
FALL FRESHMAN CLASS PROFILE

286 (▲4%)
Fall Freshmen Headcount

3.16 Average HS GPA **10** Counties Represented



STUDENT PROFILE **1,913** (▼12%)
Annual Headcount Enrollment



STUDENT SUCCESS

45% (▼3 ppt) Fall-to-Fall Retention **77%** (▲<1 ppt) Fall-to-Spring Retention

27% (▲2 ppt) Freshman Completing 15 Hours in First Semester **4%** (▼2 ppt) Transferred to Bachelor's Programs

ASSOCIATE GRADUATION RATES (WITHIN 2YRS | 3YRS) FALL 2017 FIRST-TIME FRESHMAN COHORT

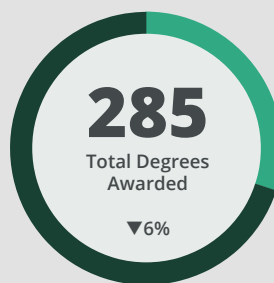


13% Within 2 Years **25%** Within 3 Years

0% | 25% Minority **11% | 24%** Pell Recipients **11% | 17%** Non-Traditional (25+)

▼▲ = 1YR Change Refer to page 47 for data definitions

COMPLETION DEGREES AWARDED



92 (▼5%) Certificate **193** (▼6%) Associate

WORKFORCE DEVELOPMENT

197 Skill Enhancements
393 Skill Sets
2 Advanced Skill Sets
23,231 Training Contact Hours

GRADUATING CLASS PROFILE Associate Degree Earners

66% Female
6% Minority
66% Pell Recipients

3.23 Average College GPA
5.2 Average Years to Degree
86 Average Credit Hours Earned

GRADUATE INDEBTEDNESS

52.1% with Student Loan Debt
\$18,318 Average Loan Debt

WORKFORCE OUTCOMES 2015 GRADUATES



69% % Working in WV 2 Years After Graduation
61% % Working in WV 4 Years After Graduation

COST OF ATTENDANCE

AVERAGE TUITION & FEE RATES

\$3,796 In-State (▲1%)
\$11,236 Out-of-State (▲2%)

FINANCIAL AID RECIPIENTS | AWARDS



46% Financial Aid Participation Rate

15 | \$47,030 PROMISE

226 | \$454,921 HEGP

747 | \$2,631,586 Pell

333 | \$1,430,291 Federal Loans

16.3% 3-Year Default Rate

INSTITUTIONAL FINANCE

\$14.7M (▲4%)
Total Revenue

13% from Tuition and Fees
50% from State Appropriation
\$8,612 Appropriation per In-State FTE

\$15.7M (▲3%)
Total Expenditures

40% on Instruction

West Virginia Higher Education Policy Commission
1018 Kanawha Boulevard East, Suite 700
Charleston, WV 25301

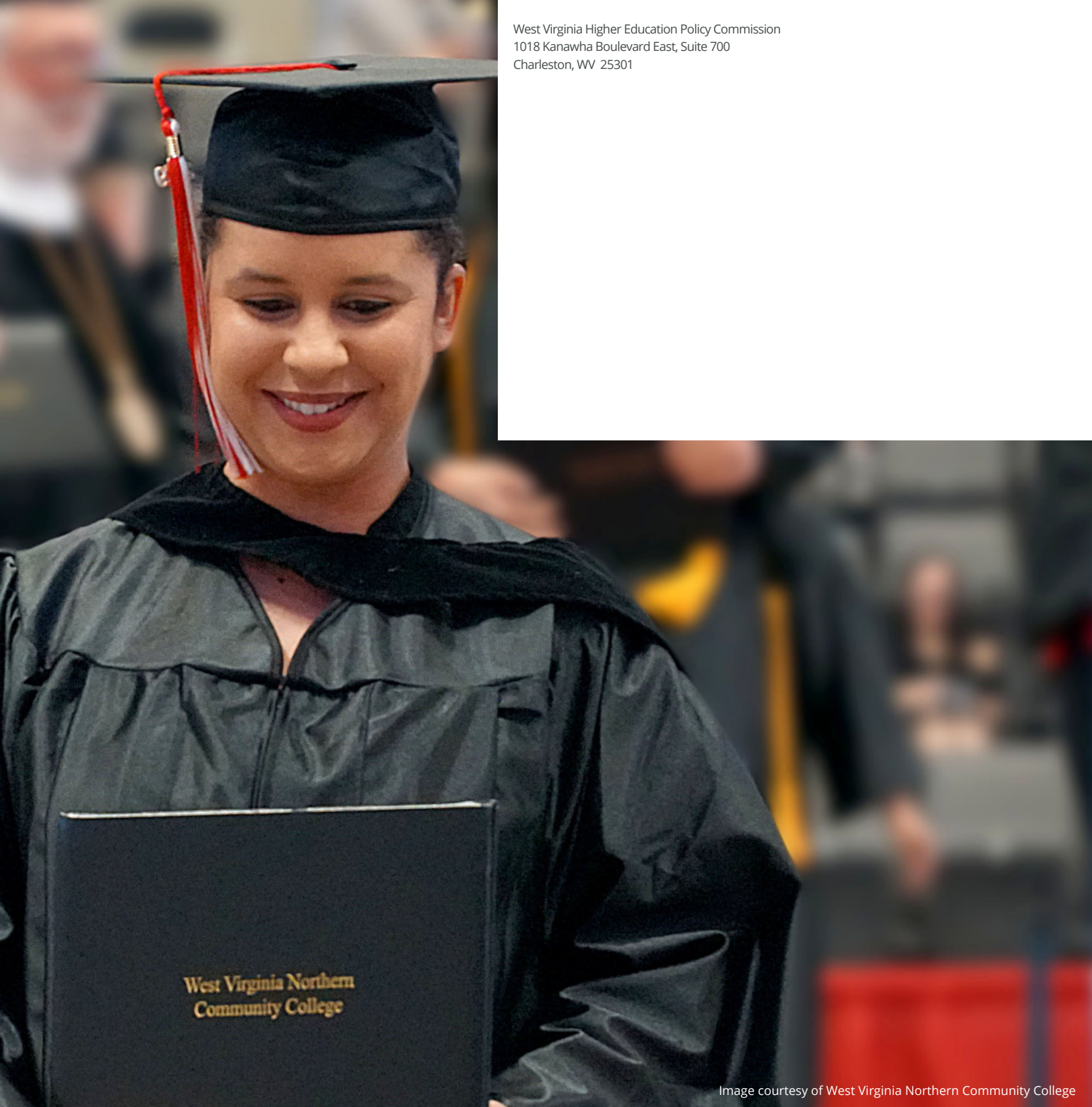


Image courtesy of West Virginia Northern Community College



1018 Kanawha Boulevard, East | Charleston, WV 25301